


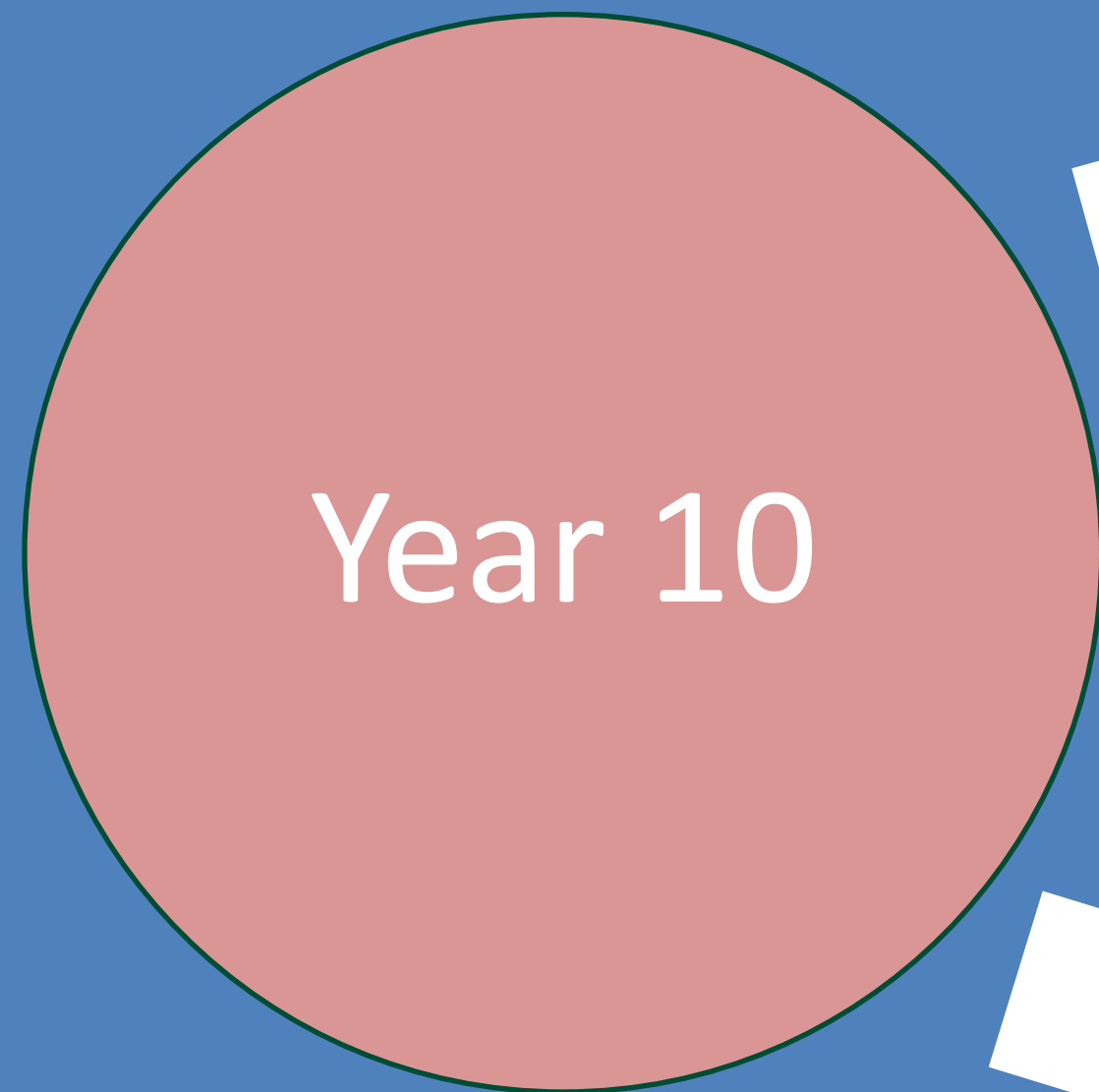
# Subject selection 2022

## Year 10 into Year 11



### VCE and VCE VM

---

*Victorian Certificate of Education  
Vocational Major*



- TAFE
- Employment



- University
- TAFE
- Employment

# VCE

---

The VCE course is made up of subjects – like English and Biology – these are broken up into units and assessed through School Assessed Coursework (SAC's), School Assessed Tasks (SAT's) and examinations.

Most subjects are made up of 4 units: Units 1, 2, 3 and 4. A unit is one semester long.

Most students finish their VCE over 2 years. Units 1 and 2 of a subject are usually completed in Year 11, and Units 3 and 4 in Year 12.

You can study Units 1 and 2 of a VCE subject but you don't get a study score just a Unit result which counts towards the calculation of the VCE.

If you complete Units 3 and 4 as a sequence in the same year, you can achieve a study score. A Unit 3 and 4 sequence means that you must undertake Unit 3 followed by Unit 4.

# SUCCESSFUL COMPLETION OF VCE

---

You must successfully complete at least 16 units, including:

3 units from the English group, including a Unit 3 and 4 sequence at least 3 other sequences of Unit 3 and 4 subjects.

Students study 6 subjects in year 11 and 5 subjects in year 12.

There are 5 subjects in the English group. They are English and English as an Additional Language, English Language, Foundation English and Literature.

You can choose the remaining units needed for your VCE – at least 3 sequences of Units 3 and 4 in any subject.

You can complete your VCE over more than 2 years. For example, some students start the VCE in Year 10 with Units 1 and 2 of a subject and study Units 3 and 4 in Year 11.

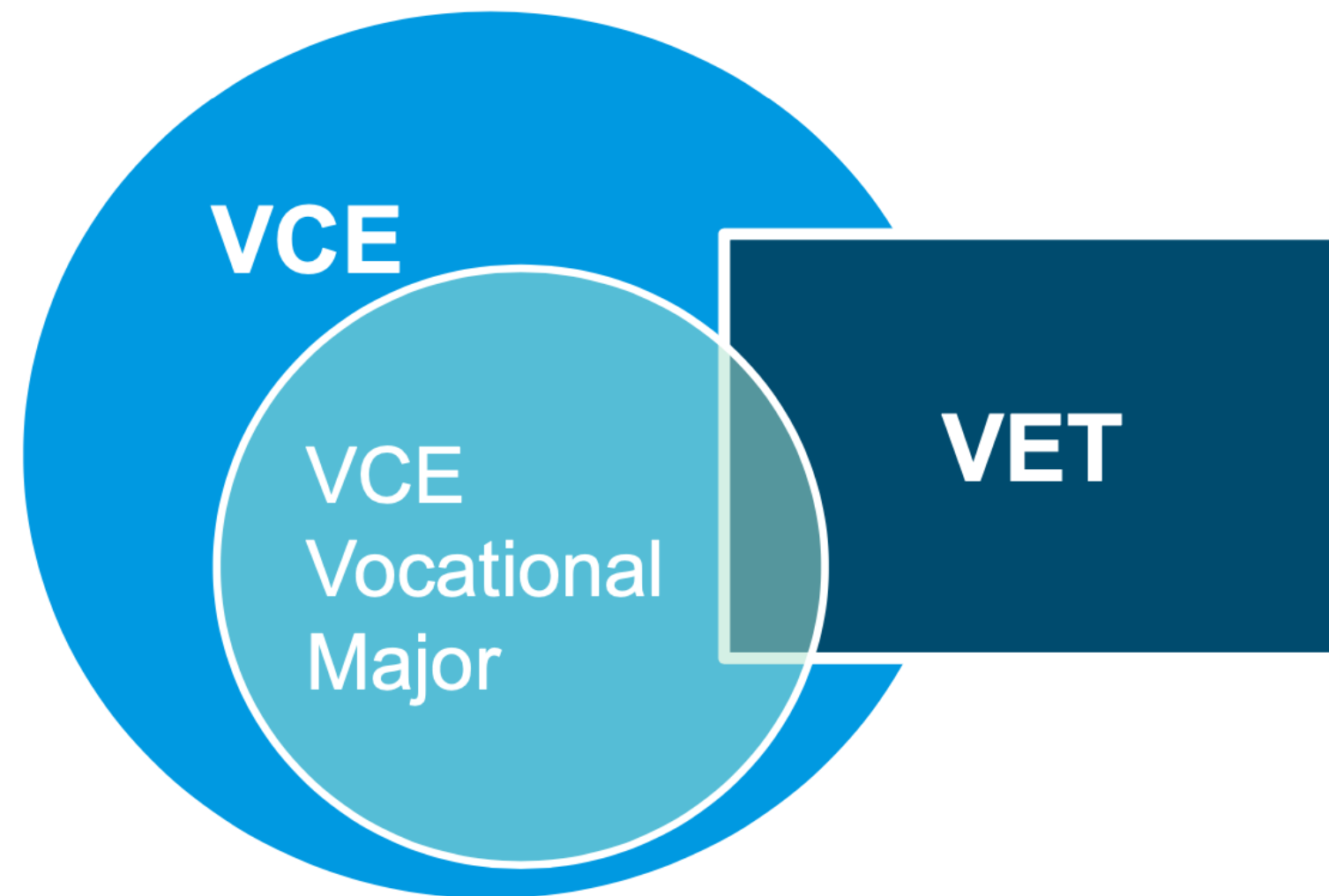
# SUCCESSFUL COMPLETION OF VCE - Example

Year 11 (12 units)	Semester 1 (Unit 1)	English	Maths Methods	Psychology	Health and Human Development	Drama	Biology Unit 3
	Semester 2 (Unit 2)	English	Maths Methods	Psychology	Health and Human Development	Drama	Biology Unit 4
Year 12 (10 units)	Semester 1 (Unit 3)	English	Maths Methods	Psychology	Health and Human Development	Drama	
	Semester 2 (Unit 4)	English	Maths Methods	Psychology	Health and Human Development	Drama	

Of these 22 units undertaken, at least 16 must be completed successfully

# VCE VM CERTIFICATE CHANGES

---



Students study 16 to 20 units over two years  
Can include structured workplace learning

- Two year vocational and applied learning program within the VCE for Year 11 & 12 students
- Replaces Senior & Intermediate VCAL
- Transitions into apprenticeships, traineeships, further education and training, university (through alternate entry programs) or directly into employment

# SUCCESSFUL COMPLETION OF VCE VM

---

## VCE VM Requirements:

- Successful completion of a minimum of 16 units (of the 22 studied)
- 3 VCE VM Literacy or VCE English units (including a Unit 3–4 sequence)
- 2 VCE VM Numeracy or VCE Mathematics units
- 2 VCE VM Work Related Skills units
- 2 VCE VM Personal Development Skills units, and
- 2 VET credits at Certificate II level or above (180 nominal hours)
- A minimum of 3 sequences of Units 3 and 4 studies

# SUCCESSFUL COMPLETION OF VCE VM

<b>Year 11 (11 units)</b>	Semester 1 (Unit 1)	Literacy	Numeracy	Work Related Skills	Personal Development	EXTERNAL VET	VCE subject OR Structured Workplace Learning
	Semester 2 (Unit 2)	Literacy	Numeracy	Work Related Skills	Personal Development	EXTERNAL VET	
<b>Year 12 (11 units)</b>	Semester 1 (Unit 3)	Literacy	Numeracy	Work Related Skills	Personal Development	EXTERNAL VET	VCE subject OR Structured Workplace Learning
	Semester 2 (Unit 4)	Literacy	Numeracy	Work Related Skills	Personal Development	EXTERNAL VET	

Of these 22 units undertaken, at least 16 must be completed successfully



# SUCCESSFUL COMPLETION OF VCE VM

---

Each VCE VM unit of study has specified learning outcomes.

The VCE VM studies are standards-based. All assessments for the achievement of learning outcomes, and therefore the units, are school-based and assessed through a range of learning activities and tasks.

Unlike other VCE studies there are no external assessments of VCE VM Unit 3–4 sequences, and VCE VM studies do not receive a study score. If a student wishes to receive study scores, they can choose from the wide range of VCE studies and scored VCE VET programs that contain both internal and external assessment components.

The VCE VM studies do not contribute to the ATAR. To receive an ATAR a student must complete a scored Unit 3-4 sequence from the English group and three other Unit 3–4 scored sequences. Students must achieve two or more graded assessments in these scored sequences.

# SELECTION CRITERIA FOR YEAR 11 VCE VM

---

**To be considered for for the Vermont Secondary College VCE VM program students must actively engage in conversations with the Pathways team and meet the following entry requirements:**

- Be a current Year 10 student at Vermont Secondary College and recommended by your English teacher to study Foundation English
- A demonstrated commitment to maintaining / improving Behaviour and Effort ratings in English and other subjects where required
- An identified vocational pathway
- Keen interest in a VET program relevant to their career aspirations.
- A demonstrated ability to work positively with class mates and teachers in group activities
- A demonstrated positive contribution to the school community
- A commitment to personally organise work placement

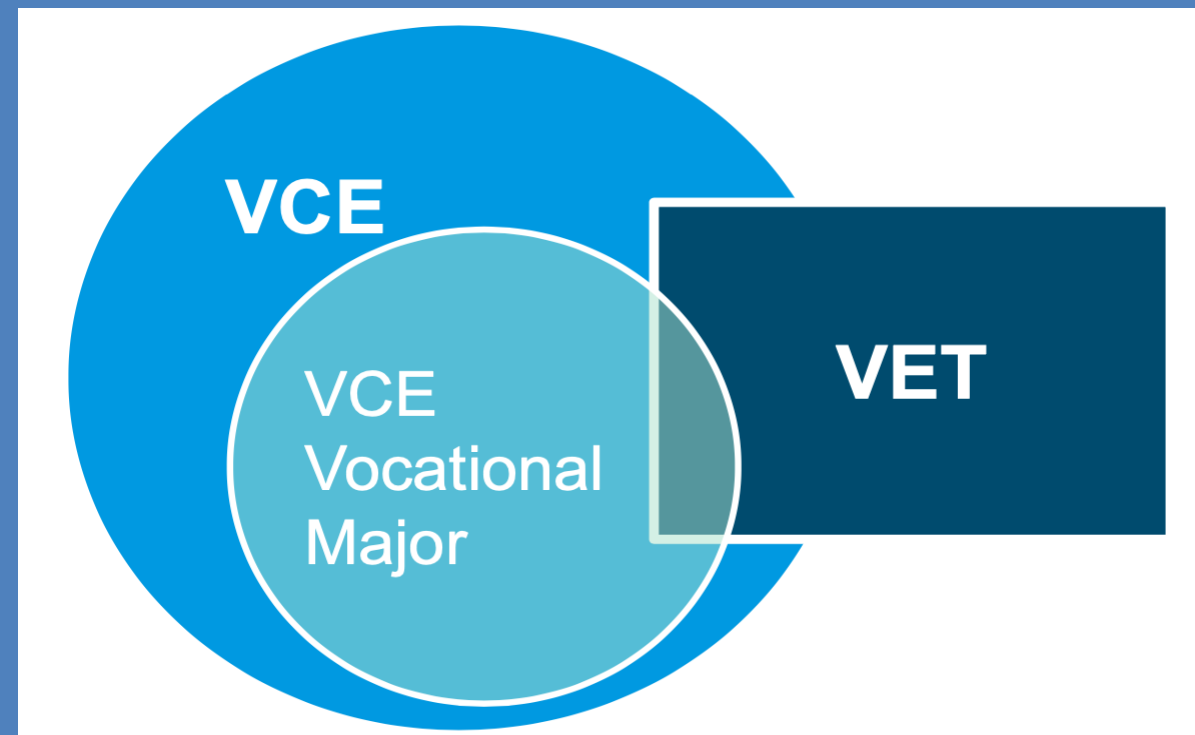
**Positions in the VCE VM program are limited. Once selected for the program an individual learning program will be created.**

**VCE VM application forms available from Jenny Stevens in the Pathways office**

# VOCATIONAL EDUCATION & TRAINING

---

- VET MUST be studied as part of a VCE VM AND can be studied as part of VCE.
- Allows students to include vocational studies within their senior secondary certificate



- Provides practical learning, with focus on developing industry specific and workplace skills. Many VET programs have a structured work placement (SWL).
- A nationally recognised qualification in addition to VCE or VCE - VM and can contribute to VCE ATAR score

# VOCATIONAL EDUCATION & TRAINING

---

- VET – Is a Nationally Recognised Qualification
- Students moving into Yr10 or Yr11 may select a VET program as part of their curriculum
- Students Learn practical skills and knowledge complementing VCE
- Competency based learning in an adult environment taught by real industry professionals
- VET is a 2yr course with the expectation of a 1yr commitment
- VET is generally studied on Wednesday's either ½ or full day
- VET as part of your VCE will contribute to your ATAR by Block Credit (10%) or through a study score
- Enables students to complete Structured Workplace Learning (SWL) in industry reinforcing skills development & increasing employment opportunities

# VET PROGRAMS 2023 - EXTERNAL

---

- Agriculture
- Allied Health Assistance
- Health Services Assistance
- Animal Studies
- Design and Fashion
- Automotive
- Panel Beating
- Carpentry
- Building and Construction
- Plumbing
- Business
- Conservation & Land Management
- Electrical
- Engineering
- Retail Cosmetics or Make up
- Salon Assistant
- Horticulture
- Hospitality or Kitchen Operations
- Equine
- Fitness



# Vermont Secondary College

Excellence, Respect, Responsibility, Integrity, Tolerance

[Home](#)

[About Us](#)

[Enrolment](#)

[Curriculum](#)

[Co-curricular](#)

[News & Events](#)

[Links](#)

## Curriculum

[Home](#) » [Curriculum](#)

[Year 7](#)

[Year 8](#)

[Year 9](#)

[Year 10](#)

[Year 11](#)

[Year 12](#)

[iPads & Laptops](#)

[LEEP](#)

[VET](#)



**COMPASS**  
Parent Portal



**Newsletter**

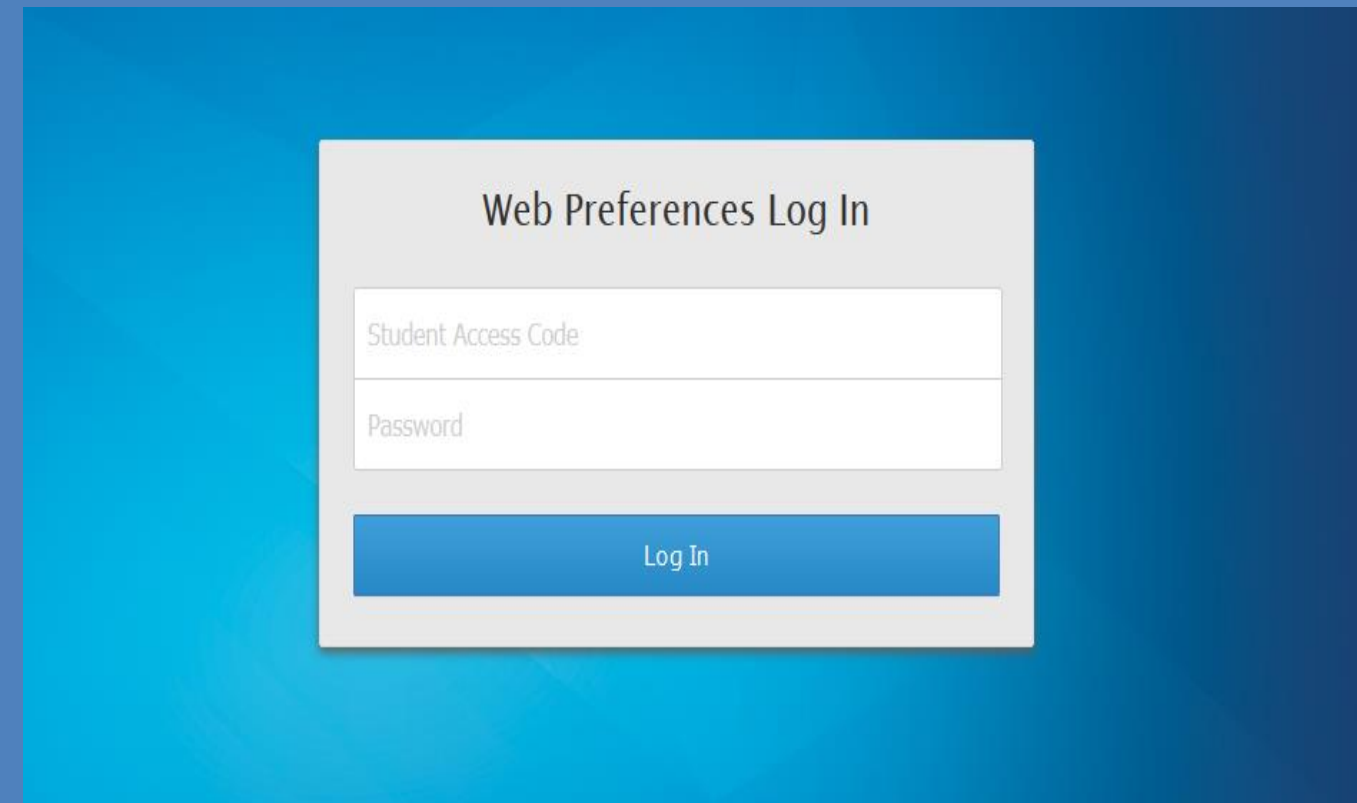
**360 Tour**

The curriculum at Vermont Secondary College is rich, varied and challenging. Drawing on the Victorian Curriculum (7–10) and Victorian Certificate of Education Curriculum (11-12) it supports the development of a broad range of skills and knowledge in learning environments that are engaging and challenging whilst being developmentally appropriate and allowing all students to thrive.

Teaching and Learning at Vermont Secondary College is informed by the VSC Instructional Model. This Model provides a clear statement of expectations for our teaching staff and aims to encapsulate both the learning & teaching and the engagement & wellbeing cultures that have developed over the years of the college's existence.

# SELECTING SUBJECTS ON WEB PREFERNCES

---

A screenshot of a web login form titled "Web Preferences Log In". The form is centered on a blue gradient background. It contains two input fields: "Student Access Code" and "Password". Below the fields is a blue "Log In" button.

Web Preferences Log In

Student Access Code

Password

Log In

<https://vsc.selectmysubjects.com.au>

Firefox or Internet Explorer works best

Log in with your VSC Username & Password

# TROUBLESHOOTING

**Troubleshooting**  
<https://vsc.selectmysubjects.com.au>

**Firefox or Internet Explorer works best!**

If you are not directed straight to Web Preferences the Microsoft windows sign in page will pop up.

**Select your VSC login & enter your VSC password**

This should direct you to the Web Preferences Log in page as shown on the previous slide.

If you experience any login issues try clearing your browser settings first then retry accessing Web Preferences again.

Microsoft  
Pick an account

stevensj@vermontscv.edu.au

Use another account

Web Preferences Log In

Web Preferences Log In



❑ Students **must** select a **total** of **14 units** in order to **proceed** to the next stage

❑ All subjects are measured by unit value > 1 unit per semester. VCE subjects are studied ALL Year.

**VCE subjects = 2 units**

**VET course = 2 units** > *no guarantee of entry*

**Reserves = 0 units** > *you must select 2*

*Reserves are used in place of preferred subjects if the subject clashes in the new timetable blocking, if a subject does not run due to low interest or if a student misses out on a VET placement.*

❑ Check the unit total at the top in the red tab.

When you have selected enough units the

**+ Proceed** button will turn **green**

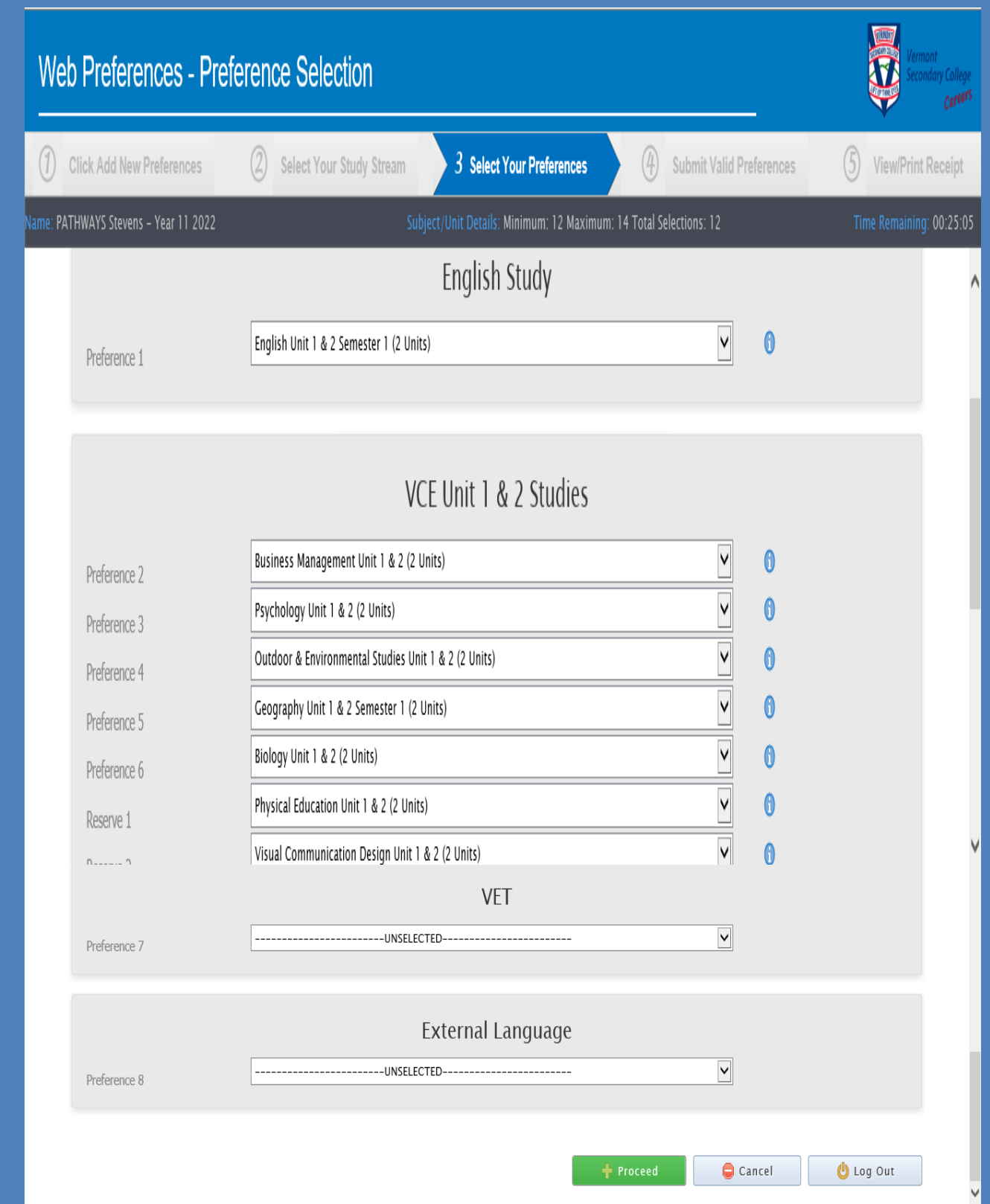
❑ Check your selected preferences in this window:

if ok press **submit valid preferences** or if you wish to

make changes press **cancel** to return to the previous

screen

## Web Preferences Example: Year 11 Mainstream



Web Preferences - Preference Selection

1 Click Add New Preferences 2 Select Your Study Stream 3 Select Your Preferences 4 Submit Valid Preferences 5 View/Print Receipt

Name: PATHWAYS Stevens - Year 11 2022 Subject/Unit Details: Minimum: 12 Maximum: 14 Total Selections: 12 Time Remaining: 00:25:05

English Study

Preference 1 English Unit 1 & 2 Semester 1 (2 Units)

VCE Unit 1 & 2 Studies

Preference 2 Business Management Unit 1 & 2 (2 Units)

Preference 3 Psychology Unit 1 & 2 (2 Units)

Preference 4 Outdoor & Environmental Studies Unit 1 & 2 (2 Units)

Preference 5 Geography Unit 1 & 2 Semester 1 (2 Units)

Preference 6 Biology Unit 1 & 2 (2 Units)

Reserve 1 Physical Education Unit 1 & 2 (2 Units)

VET

Preference 7 -UNSELECTED-

External Language

Preference 8 -UNSELECTED-

+ Proceed Cancel Log Out

Print Receipt Download PDF Close

## Web Preferences Receipt

Vermont Secondary College (Year 11 2022)

**Student Name:** PATHWAYS Stevens

Home Group:

Date: 28/07/2021 2:14:04 PM No. of Subjects/Units Selected: 14

Receipt Code: VE688-44890-5409546-3002647 Submission No.: 1

Study Stream: Yr11 Mainstream

---

**Preference List:**

- Preference 1: English Unit 1 & 2 Semester 1 (2 Units)
- Preference 2: Business Management Unit 1 & 2 (2 Units)
- Preference 3: Psychology Unit 1 & 2 (2 Units)
- Preference 4: Outdoor & Environmental Studies Unit 1 & 2 (2 Units)
- Preference 5: Geography Unit 1 & 2 Semester 1 (2 Units)
- Preference 6: Biology Unit 1 & 2 (2 Units)
- Preference 7: VET Year 1 (2 Units)
- Reserve 1: Visual Communication Design Unit 1 & 2 (2 Units)
- Reserve 2: Physical Education Unit 1 & 2 (2 Units)

---

**Year 11 Web Preferences Receipt 2022**

**Parental Consent:**

I have discussed the selection of Year 11 studies with my child

---

and understand they must achieve the satisfactory completion of a **minimum of 16 units** to be awarded the VCE.

## Web Preferences - Preference Validation

1 Click Add New Preferences 2 Select Your Study Stream 3 Select Your Preferences 4 Submit Valid Preferences 5 View/Print Receipt

Name: PATHWAYS Stevens - Year 11 2022

+ Submit Valid Preferences Cancel Log Out

### Your Preferences

Preference No	Preference Name	Unit Value
Preference 1:	English Unit 1 & 2 Semester 1	2 Units
Preference 2:	Business Management Unit 1 & 2	2 Units
Preference 3:	Psychology Unit 1 & 2	2 Units
Preference 4:	Outdoor & Environmental Studies Unit 1 & 2	2 Units
Preference 5:	Geography Unit 1 & 2 Semester 1	2 Units
Preference 6:	Biology Unit 1 & 2	2 Units
Preference 7:	VET Year 1	2 Units
Reserve 1:	Visual Communication Design Unit 1 & 2	
Reserve 2:	Physical Education Unit 1 & 2	
<b>Total:</b>		<b>14 Units</b>

## Web Preferences Receipt

### Keep a copy for your records!

Print the Web Preference receipt, fill out the sections required, collect signatures then return to Pathways.

Alternatively download the PDF electronically fill out the sections, sign & send to:  
[pathways@vermontsc.vic.edu.au](mailto:pathways@vermontsc.vic.edu.au)

# KEY STEPS TO SELECTING SUBJECTS

---

- Access the **VSC website** > click on **Curriculum** > **Year 11** read the subject handbooks and watch the curriculum videos to help make an informed decision
- Create a list of subjects you are interested in studying
- In your web browser type > **[www.vsc.selectmysubjects.com](http://www.vsc.selectmysubjects.com)**
- Use your **VSC credentials to login** to Web Preferences
- Read the instructions page first
- Select your subjects carefully, listing the subjects you really want to study higher up your preference list
- Print your Web Preferences Receipt and retain a copy for your records
- **Sign** your Web Preferences & arrange for your **Parent/Carer** to sign
- **Return signed receipt to Pathways**

**Web Preferences open on Friday July 22nd  
close Wednesday 10th August @ 4pm**